

## List of Deliverables

- Implementation plan
- Policy paper
- 3 Good practice examples

# Implementation plan

The Implementation Plan aims at facilitating the implementation of EU climate legislation into the national systems of participating countries.

The implementation plan contain a list of directives and acts that have already transferred into  
the national legislation and to be transferred.

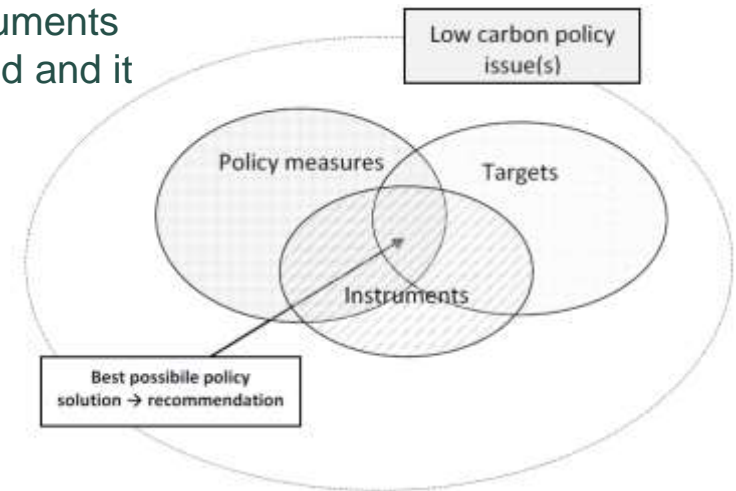
**7 main categories and some connected sub-categories are identified and presented in Implementation plan:**

- 1) Monitoring Mechanism Regulation,
- 2) EU Emissions Trading Scheme,
- 3) Effort Sharing Decision,
- 4) F-gases,
- 5) Fuels and transport,
- 6) Geological storage of carbon dioxide,
- 7) Energy efficiency and renewable energy sources.

# Policy paper

The policy paper is a widely used tool for supporting decision-making, which aims to develop a set of proposals for action, based on substantial analysis about a policy issue.

It provides comprehensive and persuasive arguments justifying the policy recommendations presented and it serves as a call to action for the target actors.



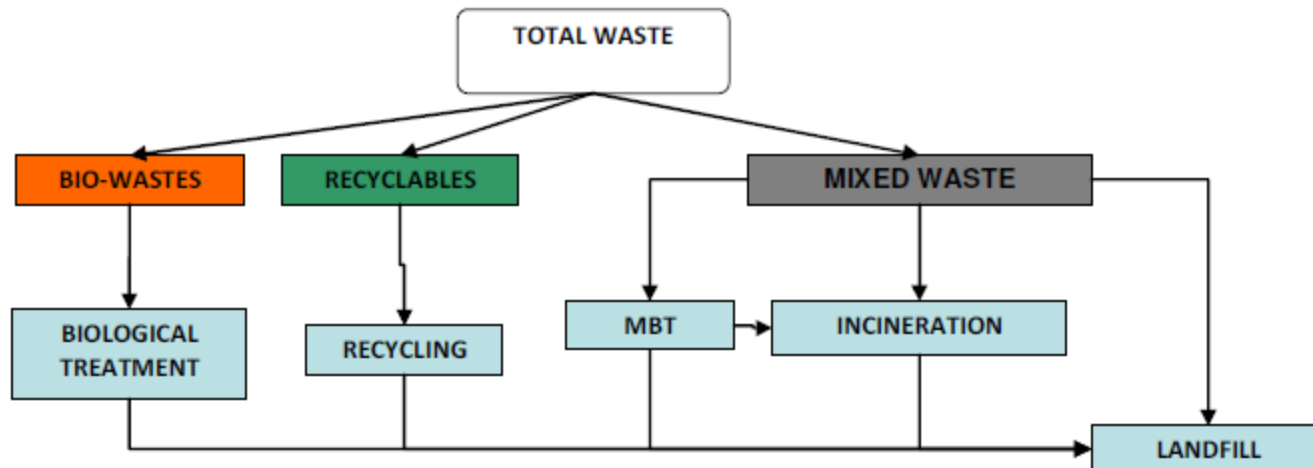
## Concept of LOW-CARBON POLICY PAPER FOR WASTE SECTOR:

- GENERAL POLICY FRAMEWORK
  - WASTE MANAGEMENT POLICY IN THE EU
  - SERBIAN POLICY FRAMEWORK
- STATE OF THE ART AND LESSONS LEARNT
- MODELLING OF LOW CARBON MEASURES IN SERBIAN WASTE SECTOR

# Modelling

Model for estimating GHG emissions from solid waste sector was developed, including all major structural characteristics of the sector (e.g. waste generation, treatment and disposal technologies, energy uses and recovery etc.).

Several mitigation options were analyzed as regards their GHG emissions abatement potential and their cost-effectiveness.



## Scenarios:

**Scenario 1:** MBT with composting of the bio-stabilized organic fraction and incineration of RDF in WtE facilities with fluidized bed incinerator.

**Scenario 2:** MBT with anaerobic digestion of the bio-stabilized organic fraction and incineration of RDF in WtE facilities with fluidized bed incinerator.

**Scenario 3:** Bio-drying and incineration of SRF in WtE facilities with fluidized bed incinerator

**Scenario 4:** Incineration of mixed wastes in WtE facilities with grate combustor

### All scenarios include the following abatement measures:

**M1:** rehabilitation of unmanaged landfills and construction of sanitary landfills with biogas recovery systems for serving 100% of population by 2020.

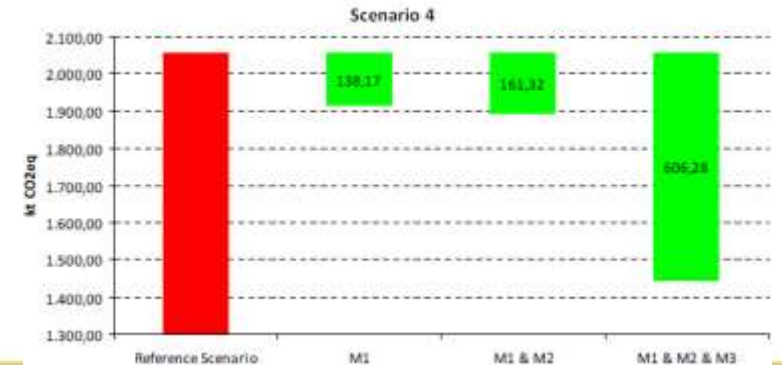
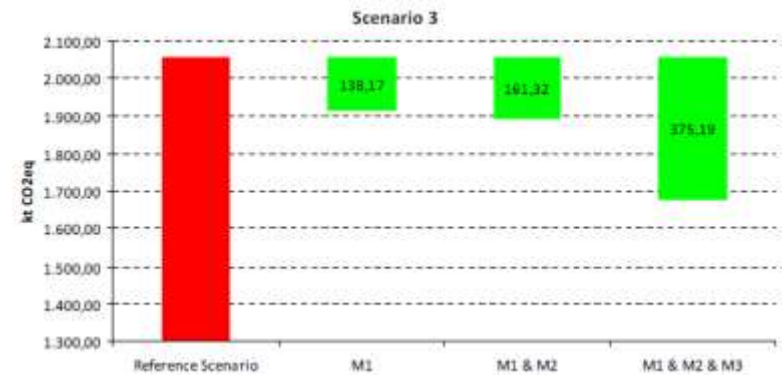
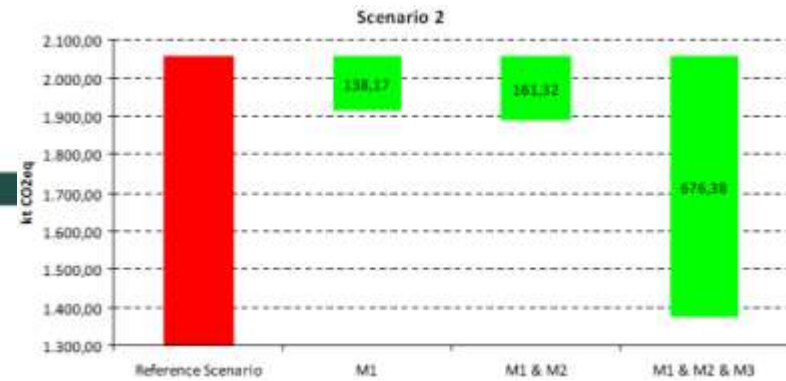
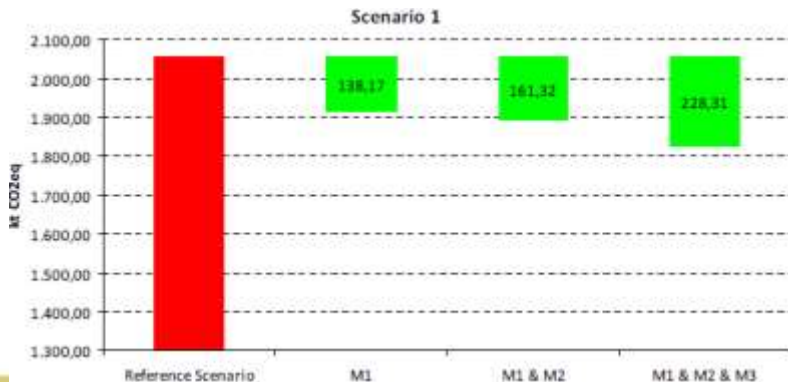
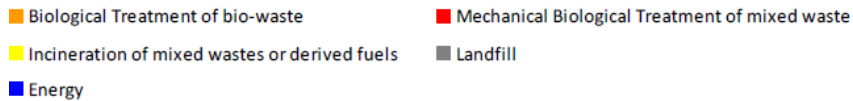
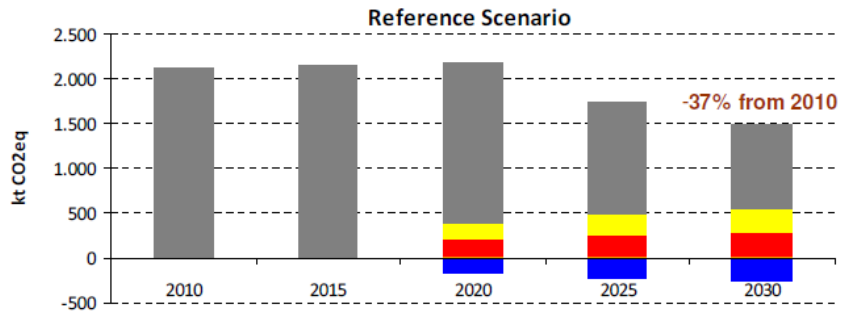
**M2:** adoption of Directive 2008/98/EC targets (50% recycling of dry recyclables and source separation of bio-wastes) by 2020. The annual quantity of bio-waste collected separately is assumed to be equal to European average (50 kg per capita annually) and it corresponds to 20% of total quantity of bio-waste. The bio wastes are treated by both composting and anaerobic digestion facilities.

**M3:** fully pre-treatment of residual mixed waste prior to land disposal.



## Emissions projections

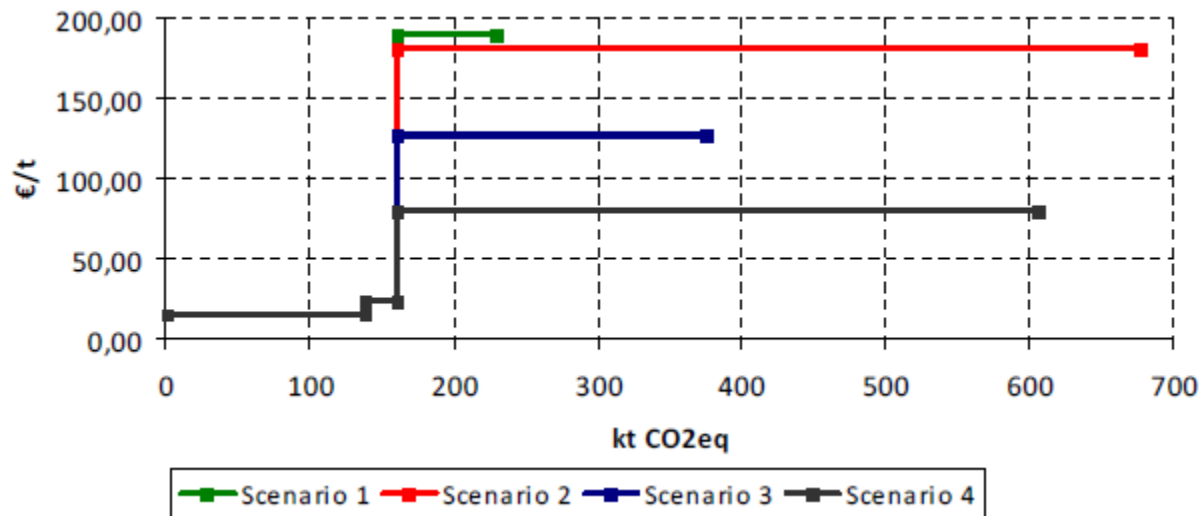
The process emissions are calculated according to 2006 IPCC Guidelines.





# Economic evaluation of mitigation measures

Measures are ranked by increasing unit cost and a marginal cost curve is constructed for each Scenario.



## Good practice examples

- Support to Sustainable Transport in the City of Belgrade



- Moving on to Energy Efficient Lighting  
– Serbian universities lead by example



- Energy efficiency measures carried out  
in the district heating system  
of the Public District Heating Plant “SUBOTIČKA TOPLANA”



Dušan Todorović / dtodorovic@mas.bg.ac.rs  
Aleksandar Jovović / ajovovic@mas.bg.ac.rs